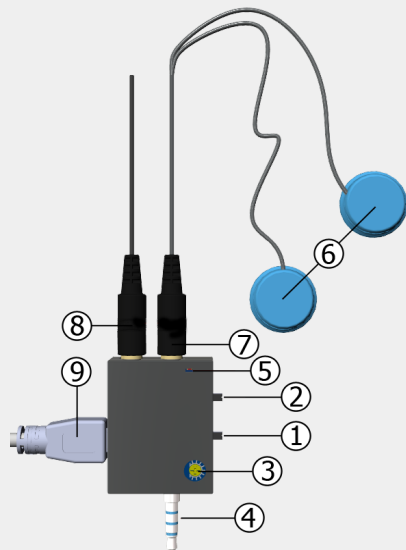



Acron-Sensor (SM2-1AP-S)

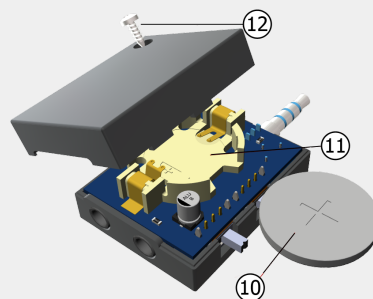


Before you begin.



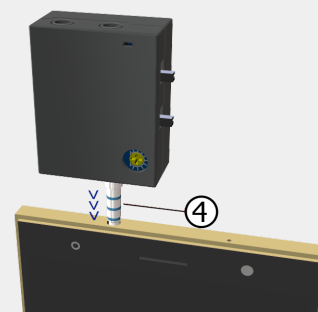
Acron sensor is designed to amplify and filter sound signals for precise recordings of bio-sounds, such as breath, lung, heart, bowel sounds. It can be easily interfaced with mobile phones and tablets.

(1) Place battery



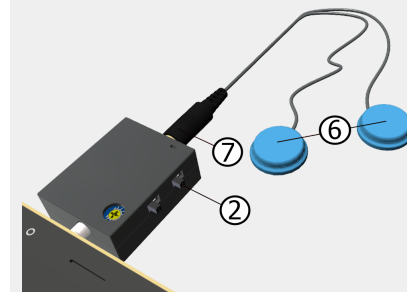
Unscrew the bolt **12** at the back and place the included coin cell **10**, CR2032 onto the battery holder **11**. Make sure the positive side of battery facing up.

(2) Connect the Acron sensor module



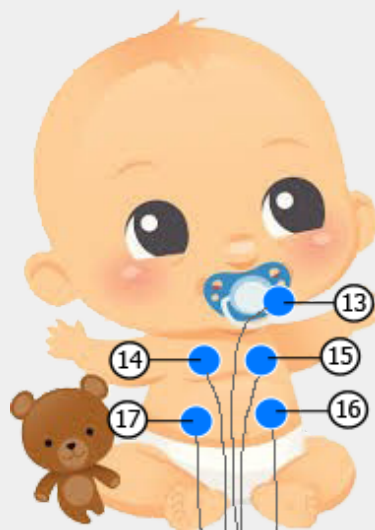
Plug the audio jack **4** of the sensor module to the audio jack input of the mobile phone.

(3) Connect sensor pads



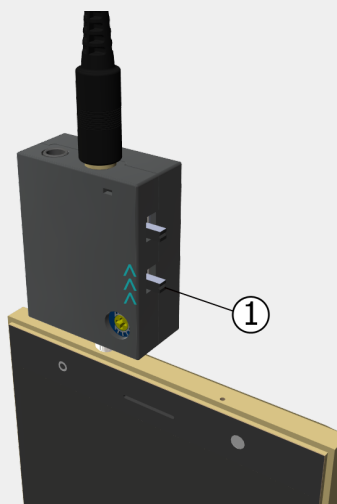
Connect the sound sensor pads **6** (optional for some models) to the sensor module using the sensor connector jack **7**. Select sensor (a) or (b) using the sensor selector switch **2**. Only one sensor is monitored at a time.

(4) Place the sensor pads on the patient



Place the sensor pads **6** on the mouth **13**, chest **14** for lung sound, heart **15** for heart sound, or on the abdomen **16** **17** for bowel sound.

(5) Turn on the devices and open the mobile application



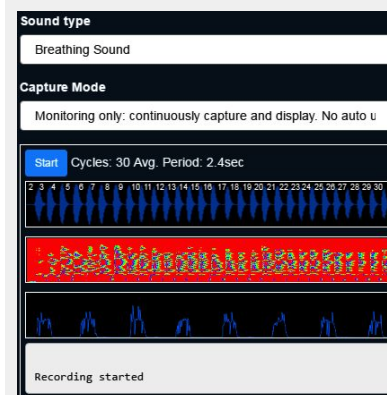
Turn on the sensor module by sliding the power switch up. You will see the power light being lit.

Using your Acron sensor

Any sound recording applications on your mobile phone can be used to record bio-sounds.

Docentron web applications is also provided. On the mobile phone, open Google chrome browser and enter the following url.

<https://www.a.kopo.com/wp/da/>



Troubleshooting.

Cannot power on
please check if the battery is placed correctly.

Cannot record sound
(a) check sensor pad connection; (b) check the source selector which selects one of the sensor pads as the sound source; (c) check if audio recording is enabled for your web browser.

The URL or the application does not work
please try again later. Sometimes our web sites will be down for maintenance.

Support
<http://www.docentron.com/contacts/>
+65 9451 5458

- ① Power switch
- ② Sensor selector switch
- ③ Gain control
- ④ Audio jack for mobile phone
- ⑤ Power indicator
- ⑥ Sound sensor pads
- ⑦ Sensor connector
- ⑧ Headphone connector for monitoring
- ⑨ Micro-USB power (external power)


Acron Sensor is a sound recording and monitoring device.

**** This device is not to diagnose or treat any medical conditions.**

Accessory Information

Included Accessories

No.	Accessory Items	Quantity	
		SM2-AP-S rev2.3 (bare bone)	SM2-AP-S rev2.3 (with case)
①	Case	-	1
②	Battery	1	1
③	Sensor Pads	1	1
④	Micro USB cable	-	1



Additional/Replacement accessories

Accessory Name	Order Number
Case	SM2-1AP-S
Sensor Pad	MST10A